

DocuTrac, Inc.

QuicDoc® 9.05 Update

Installation Guide



What you need to know before you start

The QuicDoc 9.05 Update (QD9Update.exe) which you have downloaded will update QuicDoc versions 9.0.0 or later only. A current annual maintenance plan is required for this update.

You will need a password, which you should have received from DTI Sales or Support, to run the setup file.

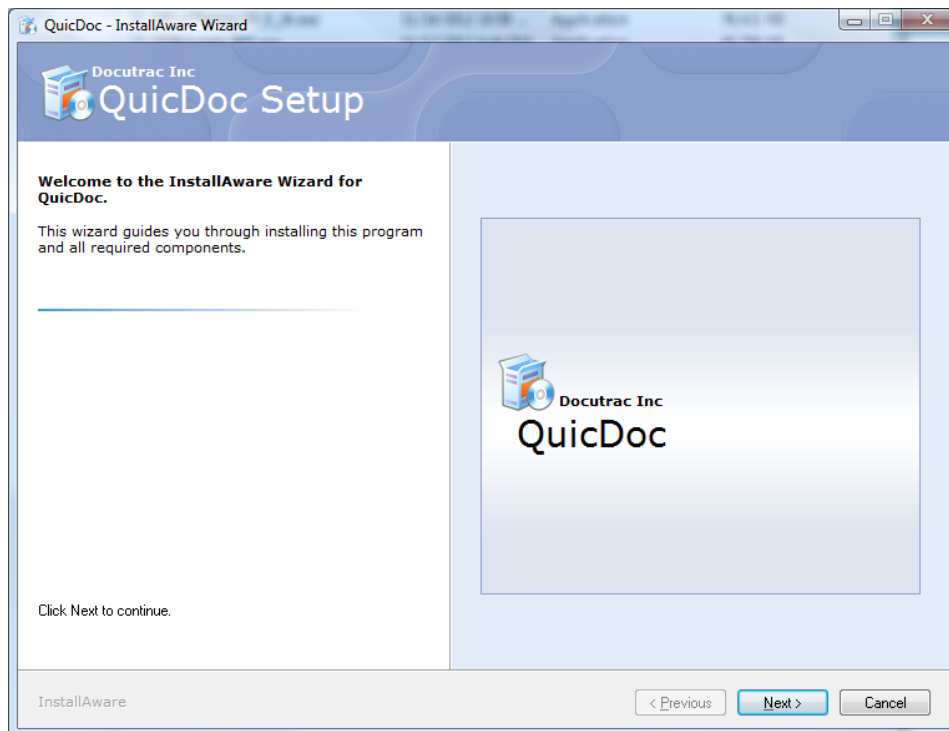
Have questions or having difficulty installing? Don't worry. Call DocuTrac Support at 888-308-9683 and we will walk you through it each step of the way.

Installing QuicDoc

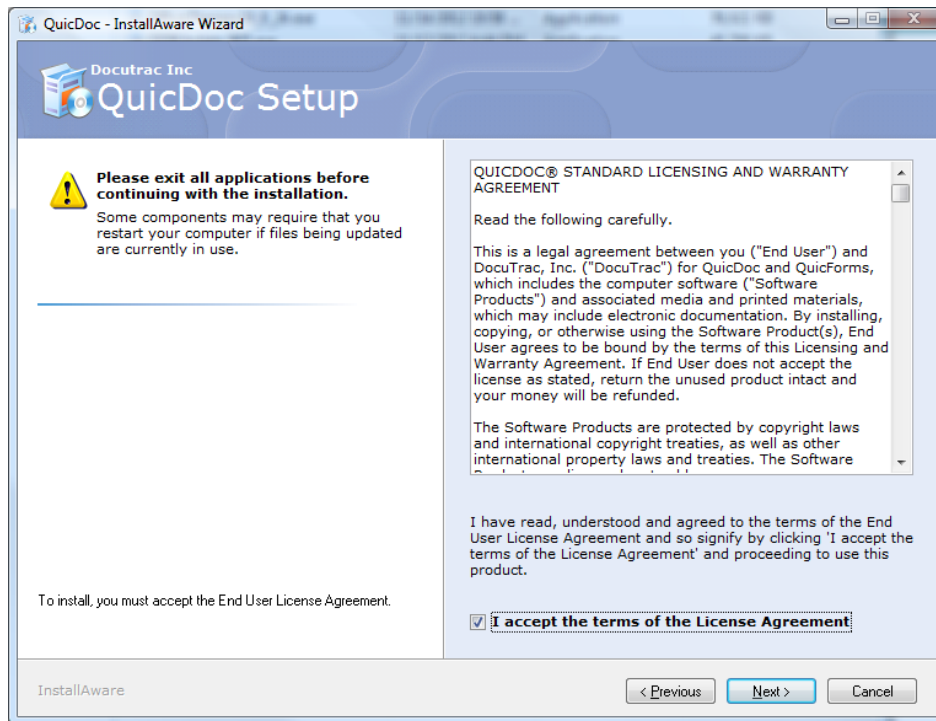
If running QuicDoc Office on a single PC, or if installing to a workstation accessing the database server, begin the setup by right-clicking on **QD9Update.exe** and selecting **Run as Administrator**.

Enter the **password** provided by DTI Sales or Support, and click **OK**.

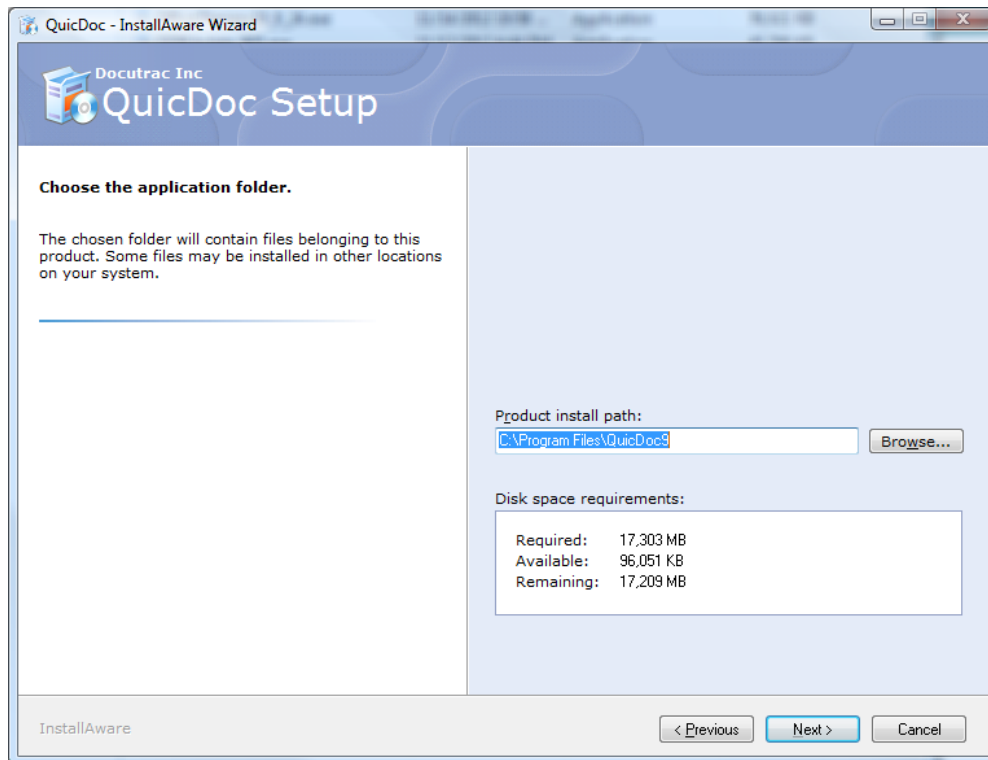
After InstallAware has verified the package and extracted setup files, you will see the initial setup screen.



Click **Next** to continue.



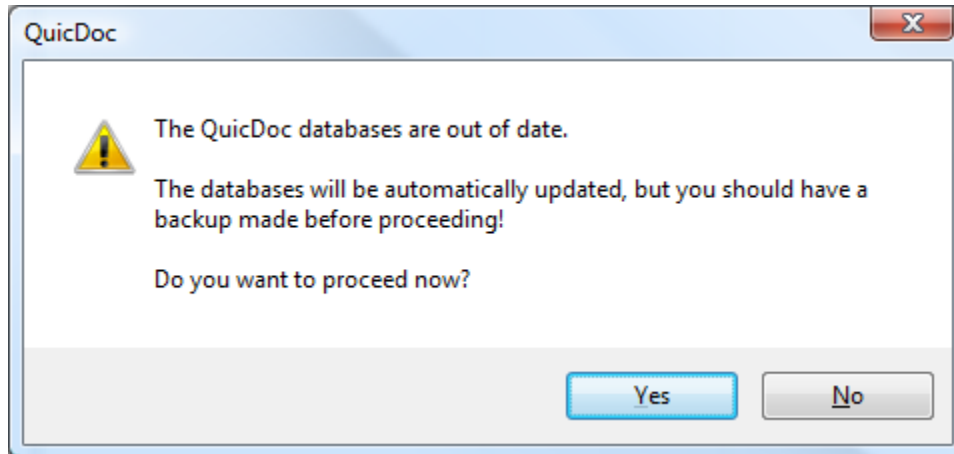
Read the Licensing and Warranty Agreement and check to accept the terms. Then, click **Next**.



If updating, be sure to install in the same folder where QuicDoc was initially installed (**C:\Program Files\QuicDoc9** or **C:\Program Files (X86)\QuicDoc9**, by default). Click **Next** and then **Next** again on the following screen to continue. Click **Finish** on the final screen when setup has completed.

Running QuicDoc

If you updated QuicDoc, after signing on, QuicDoc will check the database version and update the database if needed.



Click **Yes** to update the database. The screen may go blank for several seconds while it is updating, and then refresh.

What's New in 9.05

In addition to corrections, some of the enhancements include:

- Improved Prescription Pad with drag and drop of prescriptions to pad areas
- Pop-up alarms for appointments from the main screen
- Reminders screen now shows unsigned notes
- Ability to use Topaz Signature pads for provider signatures on notes and patient signatures on treatment plans and document templates (e.g. Release Forms)
- Calculation of BMI and BSA
- Addition of direct web links to for medication, lab, and diagnosis information for providers and patients
- Enhanced NIMH links for patient information on disorders
- Enhanced formatted text ability with narrative and SOAP notes
- Addition of ICD-9 Diagnosis form in Notes
- For a complete list of Fixes and Enhancements, see http://www.quicdoc.com/QuicDoc_ReleaseNotes.htm